




Elmer



Pete the Cat



Arthur



Curious George



Franklin



Cat in the Hat








Clifford

“Welcome to Kindergarten”


We are excited to share with you the following...

- A day in the life of a Kindergarten classroom.
- Kindergarten readiness.
- The Kindergarten curriculum and assessment.
- Answers to the questions that all families need to know.
- What happens in August?
- How can you contact us with questions?



“A Day in the Life of a Kindergarten Classroom”

The following information should give you a general idea of what a full day in kindergarten looks like. Please keep in mind that each classroom varies to help to meet the needs of all children and families.



Arrival – 8:10

- Unpack back pack
- Turn in daily folder
- Make a lunch choice
- Morning work-Name practice, a given task at table spot, question of the day, etc.
- Children who buy breakfast at school will eat during this time.



8:40-8:50 –Morning Meeting Time

- Interactive writing for morning message
- Find out who the helper of the day will be
- Word Wizard-Word Focus
- Calendar
- 10 min math
- Possibly brain gym or movement



8:50-10:10 – Writer’s Workshop

The teacher will have a mini-lesson, or short interactive writing lesson.

The children will be writing and conferencing with the teacher about his/her writing.

Writing includes, letter formation, writing sight words, using text as a model for how real authors write.



10:10 – Snack

- The children bring in a healthy snack and drink from home.
- The teacher will have something on hand in case your child forgets their snack.



10:25-11:35 – Learning Centers

- The teacher will start out with a read aloud, or shared reading, introduces centers, and is followed by multiple centers for the children to work at. Centers focus on poetry, listening, word study, math, art, SS/Science, writing, letter work, independent reading , etc.
- The teacher will also be working with guided reading groups during this time. These are groups that are created based on your child’s reading needs at their level.



11:45-12:17 – Lunch-You may send lunch with your child, or buy at school.



Rest Time – We start off the school year with a 15-20 minute rest time. The children can bring in a towel or blanket to use during this time. The children are not required to sleep, but they are expected to rest quietly. Rest time continues for the first couple of weeks. It may continue longer/shorter depending on the children’s needs. Later in the school year it often changes to independent reading, interactive read aloud, etc.



Read Aloud- The teacher reads a text aloud. This is a time for the children to engage in what good readers sound like.



12:40-1:40 – Math Workshop

- Our math program is based on the Investigations units.
- Most of our math learning is done hands on with activities/games from Investigations.
- Whole group and small groups are used throughout the units.




1:40-2:25– Special Areas

- 2 times per week/P.E.
- 2 times per week/music
- 1 time per week/art
- We go to the library every other week



2:25-2:45 - Free Choice

Weather permitting we go outside on the playground. Otherwise the kids interact in the classroom. (Blocks, kitchen, doll house, dress up, games, legos, etc.)



2:50-3:00– Get Ready To Go Home

- Clean up
- Daily folders
- Pack up



***Science and Social Studies are often integrated into other learning blocks of time.**



Other learning opportunities that are done at different times through the day or within units are...

- Interactive read aloud
- Setting goals through the use of “I Can...” Statements
- Integrating the NYS modules
- Word Study and Vocabulary across all content areas

Assessments

- Assessments are done on a regular basis. Both formal and informal assessments are done ongoing in all classrooms. These are a useful tool in helping every child succeed.

“Kindergarten Readiness”

*We hope to help you to understand what things will be helpful to you in preparing your child for Kindergarten.
Keep in mind that all children develop at their own rates.*



Separation Readiness

- Be proactive and set up opportunities and experiences for independence before September.
- Teach self-help skills. For example, tying shoes, using buttons/zippers, opening lunch snacks, using the toiletries, packing a backpack, etc.
- Teach self-advocacy skills. For example, cleaning up toys, cleaning up garbage, sharing, asking for things, expressing self with words, etc.
- Be positive about school and use language that is supportive of being separated.
- Encourage your child to talk about his/her feelings with you.
- Send a family picture in your child’s backpack to remind them that you are always with them.



Academic Readiness

- Use the list of online Kindergarten resources to help your child practice essential skills in the summer.
- Look at the Beginning of the year goals in the academic section to help your child practice the things that he/she will be doing in September at school.
- Use the environment around you to point out text.



“Kindergarten Curriculum and Assessment”



Hilton Central School District is proud of their curriculum and integrating the NYS standards.

ELA Academic Skills

Beginning Goals	Mid Year Goals	End of the Year Goals
<ul style="list-style-type: none"> • Letter recognition, starting with their name. • Using letter sounds to write their name and the letters of the alphabet. • Recognizing reading and writing as an expression for ideas and communication. • Recognizing environmental print in the environment. • Recognizing rhyming patterns. • Flipping through books and using the pictures. • Begin to recognize the first and last letter/sound in a word. • Writing tells a story with pictures and/or dictation. The pictures have some print (random letters, environmental print). Ideas may be in a random order. • Identify the beginning, middle, and ending of a story with prompts. • Show an understanding of texts...(Story Elements, and ‘W’ ?’s) 	<ul style="list-style-type: none"> • Using letter sounds to read and write words. • Using 1-1 pointing for reading text or written stories. • Reading and writing short fiction or non-fiction text at a level 2 by January. • Begin to recognize and write sight words in ELA. • Make connections in reading and in text from other authors. • Identify the main idea and key details from a text. • Writing tells a story with pictures and/or simple sentences. Some organization is present. Pictures include labels. • Use initial sound and final sound in a word. • Begin to recognize and use some punctuation. • Use environmental resources to aide in writing or reading. Such as, an alphabet chart or a sight word chart. • Write to inform or explain how to do something. 	<ul style="list-style-type: none"> • Read text at a level 4 and be able to make text predictions, read the text and solve unknown words with multiple strategies, make connections, retell events, and write about it. • Use initial sound and final sound in a word and possible a vowel as a placeholder. • The writing has a beginning, middle, and ending. It includes pictures and simple sentences to tell the story with detail. • Write using an opinion. • Place capitals and lowercase letters in the correct places. • Write 25 sight words. • Read 40 sight words. • Read independently for a short period of time. • Compare fiction and non-fiction text and distinguish the differences between them.



Math Academic Skills

Beginning Goals	Mid-Year Goals	End of the Year Goals
<ul style="list-style-type: none"> • Begins oral counting 0-20. • Begins to recognize and write the numbers 0-20. • Begins to notice number sense. • Begins to build and recognize quantities to 20 using tools. • Compares numbers and quantities up to 10. • Sorts objects according to different attributes (Size, shape, color). • Participates during calendar time in counting the # of boys/girls in the class and adding days to the calendar. 	<ul style="list-style-type: none"> • Independently orally counts from 0-50. • Begins counting by 10's. • Recognizes and writes the numbers 1-20 independently on paper and can show with manipulatives. • Counts on from a given number between 1-20. • Begins to learn ordinal orders. • Begins to use non-standard units of measure. • Begins to add and subtract using objects and pictures. 	<ul style="list-style-type: none"> • Independently orally counts from 0-100. • Independently counts by 10's • Counts on from a given number over 20. Ex. 39 • Can show numbers in multiple ways. For ex. finger, picture, number and on a tens frame. • Solves and creates simple addition and subtraction problems within 5 fluently. Using multiple strategies. • Can name and define 2-D and 3-D shapes. • Begins to have awareness that numbers are based on 10. For any # 1-9 find the # that makes 10.

Writing reversals in math is very common at this stage. It is something that comes with practice and occurs over time.



Science and Social Studies Academic Skills



Science and Social Studies are typically integrated into our Learning Centers, ELA, Math, and are all CONCEPT BASED!!!

- Being about to participate in ongoing conversations and discussions with thoughtful questions and answers.
- Being able to make and record simple observations.
- Being able to understand and use the vocabulary.

“Answers to the questions that all families need to know!”

This section includes the bits and pieces of Kindergarten that all families ask about.



LUNCH

How can I prepare my child for lunch?

- Kindergarten lunch is 32 minutes.
- If your child brings his/her lunch make sure your child can independently open anything that you send to school.
- Students are given the opportunity to walk through the lunch line the first day of school with the teacher to practice.
- Lunch can be an anxious time, encourage independence.
- Each table is assigned a lunch monitor.
- If your child is buying lunch, he/she will make a lunch choice in the morning.
 - If your child is buying lunch, make sure he/she knows where you will put their money in their backpack each day.
 - You may prepay for your child’s lunch at www.mynutrikids.com.
 - Essentially, you can send in a check made out to the Hilton Food Service. They will credit this amount to your child’s name on the computer. When your child buys lunch, they need to tell the cashier his or her name. The amount will be deducted from their account.
- Lastly, it is important that your child adjusts to school during the first six weeks of school and we ask that parents do not come in to have lunch with their children during this time. This gives all of the children time to develop independence. I hope you understand why this is important and appreciate your support.
- After six weeks, notify the teacher or the Security Desk that you will be coming in. Parents are to meet their child at the cafeteria. Parents are not permitted to walk to their child’s room without the teacher being notified first.

TRANSPORTATION



When will I get my child's bus information?

- You will receive bus numbers in the later part of August.
- Your child will receive a bus tag early in the month of August from your child's teacher. Be sure to check and make sure the information is correct.
- Attach the bus tag to your child's backpack.

What if my child has to ride a different bus?

- Be sure to fill out a Child Care Form and notify transportation prior to the start of school.

How will my child know where to go when they get to school?

- All kindergarten students are let off the bus 5 minutes before the rest of the students.
- Teachers will be waiting for them and will bring them all in to their classrooms.
- Students will be encouraged to enter at the red triangle entrance.

How will my child find their bus at the end of the day?

- Our school has many ways to ensure that your child gets to and from school safely. During the first few weeks of school, we line the children up and drop each child off at his/her bus.
- As the children begin to learn their bus numbers and where their bus is, we begin to walk behind them to watch to see that they get on the correct bus. We do an "I SPY BUS..." game together.

We are always surprised at how quickly the children learn this!!! Always be sure to have your child's bus tag attached to his/her backpack in case of a substitute.

What if I have to pick my child up early from school?

- If you are planning to pick your child up from school you need to notify the nurse and the teacher before 2:30. If we do not have notification that your child is being picked up, we must put him/her on the bus.
- In addition, it will be helpful for you to include at least 5-10 extra minutes (if possible) if you are trying to get to an appointment. I we have found that we are far from the main entrance and sometimes the children need a few extra minutes to meet you.
- Parents must sign their child out, and the security desk will call the classroom teacher to notify them
- Always, call or email the nurse!!! This is important on the days that the teacher is not in classroom to receive a phone or email message. The substitutes do not have access to these and will be unaware.



Bathroom and Hand Washing

- It is important that your child is comfortable using the bathroom independently. There are reminders throughout the day about using the bathroom and it is always available. It is a good idea to practice independence at home, so that your child gets used to it before September. Practice using buttons, reaching for the toilet paper, flushing, etc.
It is always a good idea to keep one set of spare clothes that is labeled with your child's name in his/her backpack. However, if your child does have an accident, the nurse has clothes that your child can change into.
- We regularly wash our hands before eating or use hand sanitizer to help eliminate the spread of germs.



Birthdays

- If you would like to celebrate your child's birthday with the class, please send a note a few days before, so that the teacher can plan accordingly.
- The district policy is that all food must be store bought. You can even order cupcakes, cookies, or ice cream from the cafeteria. Typically, the best times are snack time 10:00, right after lunch, or near the end of the day.
- If you have invitations for a party at home, please check with the teacher, as each teacher does this how they prefer.



Volunteers

- The value of volunteers is very important. Please be sure to check with your child's teacher about signing up. There are many ways that you can help out in our classrooms.
- If you are not someone who can come in on a regular basis, but would like to help by doing things at home, please let the teacher know.
- Volunteers usually start after September, to allow us all some time to adjust to the new school year.

Homework



- When your child has homework, it will be the teacher's choice. It is meant to be fun and relevant to what the children are learning in the classroom. Usually it is a small project that can be done over the weekend.
- The best learning is spent in real reading, writing, conversation, interacting, and discovering with family and friends. We encourage you and your child to be reading every night. The benefits of reading are endless. Let your child practice reading with you and help them to engage in what they are reading by talking about the books they are reading together. As the year progresses, your child will bring home guided reading books in a special bag for practice.



Daily Take Home Folders

- Your child will bring this folder to and from school each day with their work and important papers. Please be sure to check the folder each night and return it to school with your child.
- If you have any notes to return to school for any reason, please put them inside this folder. We check the folders every day.
- Classroom news will be sent home in this folder. It has information about upcoming events, due dates for book orders, etc. It is very important that you read these as they arrive.



Food Allergies

- If your child has any food allergies, be sure to contact the nurse and the teacher about the specifics. If the allergy is severe there will be special arrangements made within the classroom and in the lunchroom.



K Lab

- K lab is an excellent opportunity to help your child with letter ID, letter sounds, and speech during the school year. It is in addition to classroom instruction and is small group a few mornings during the week.
- After assessing each child with the K screening and early teacher observations, a number of students will be selected to receive K lab. You will be notified by the teacher if and when your child will attend.



Play Dates

- Socialization is a huge part of Kindergarten. Some classrooms provide a class directory with the names/numbers of the parents who chose to be on it. Keep in mind, the teacher is not allowed to share this information without another family's permission.



How many teachers are in each classroom?

- The number of teachers in each classroom depends on the needs of the children in the classroom. Not all Kindergarten rooms have a teacher's aide. However, there is always the opportunity to call and have another adult come to a room when it may be needed.



Class Mascots

- Each classroom chooses a mascot that becomes part of the family. Every day a child is chosen to be the helper of the mascot. In addition, the mascot goes home on the weekends to a different family each week. A journal is kept about the mascots adventures and includes pictures with each family. This really helps to build a connection from school to home. The children will adore their class mascot!!!



“What happens in August?”

- You will receive a letter from your child’s teacher, along with a bus tag and a supply list.
- The letter will include a day/time before the first day of school that you can come and visit the classroom and meet the teacher with your child.
- At this visitation, you can bring many of the supplies requested to avoid overloading your child’s backpack the first day.
- We try to have a bus available, so that your child can see what a bus is all about!
- Try to get your child excited for school by talking about it daily with excitement and encouragement.



“How can you contact us with questions?”

- If you have any other questions or concerns, please contact the school, so that we can work together to make your child happy and successful at school.

Village Elementary School

100 School Lane

Hilton, NY 14468

585-392-1000 ext. 5197

FAX 585-392-1012